


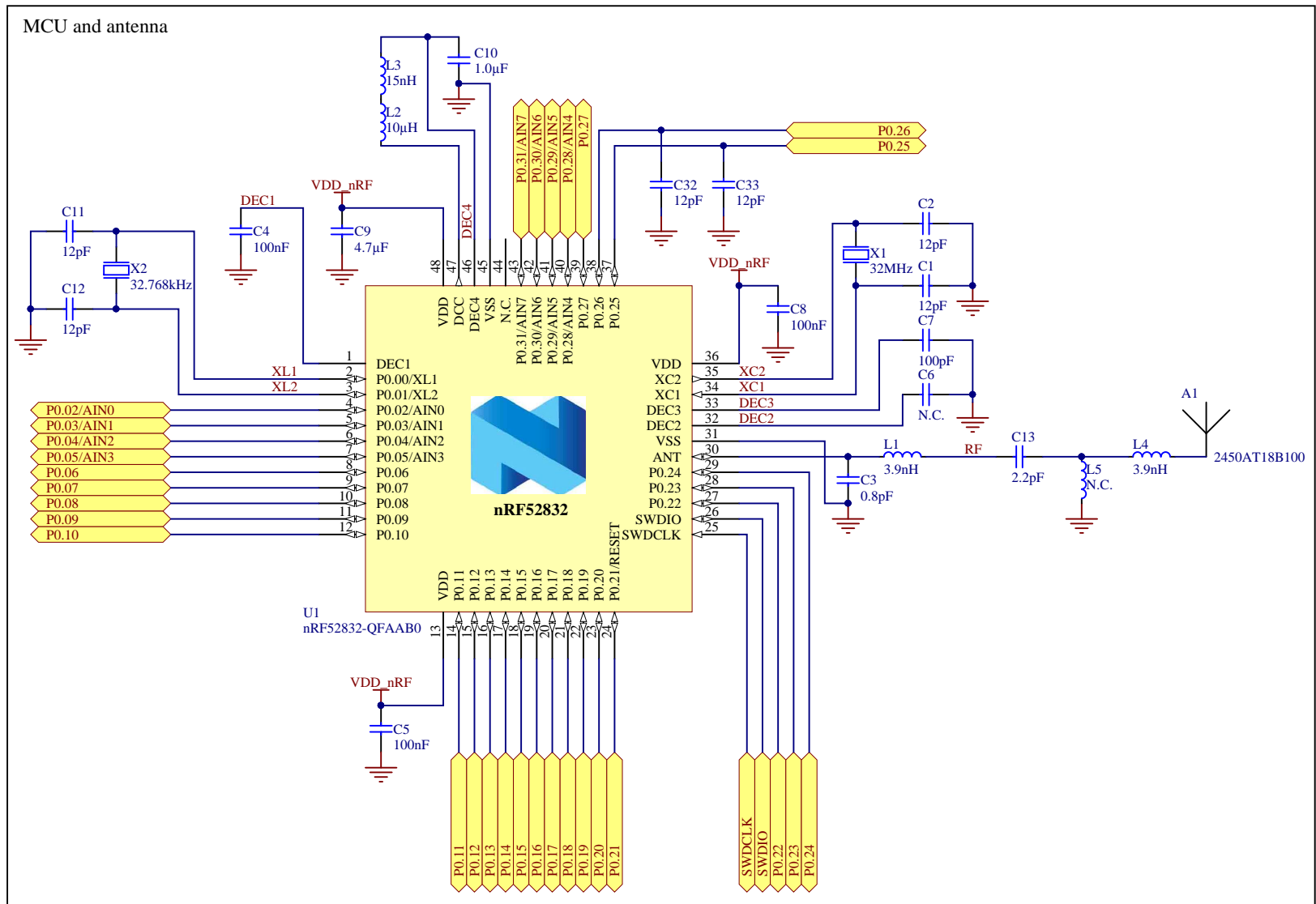
Nordic Semiconductor ASA

Thingy:52

Sheet 1:	Misc
Sheet 2:	nRF MCU
Sheet 3:	IO Expander
Sheet 4:	Pin Map
Sheet 5:	Motion Sensors
Sheet 6:	Environment Sensors
Sheet 7:	Sound and Light
Sheet 8:	Power Supply
Sheet 9:	Interface

* * *

Title PCA20020 - Cover		
Size A4	Project Number	
Date: 03.04.2017		Revision 1.0.0
File: pca20020_sheet1_cover.SchDoc		Sheet 1 of 9
		Drawn By: RUBR



Title
PCA20020 - nRF MCU

Size
A4

Date: 03.04.2017

File: pca20020_sheet2_mcu.SchDoc

Project Number

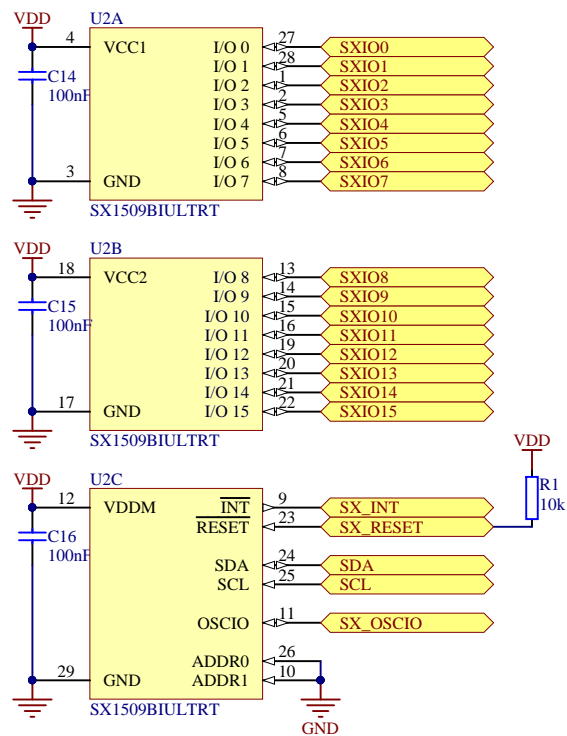
Revision
1.0.0


Sheet 2 of 9

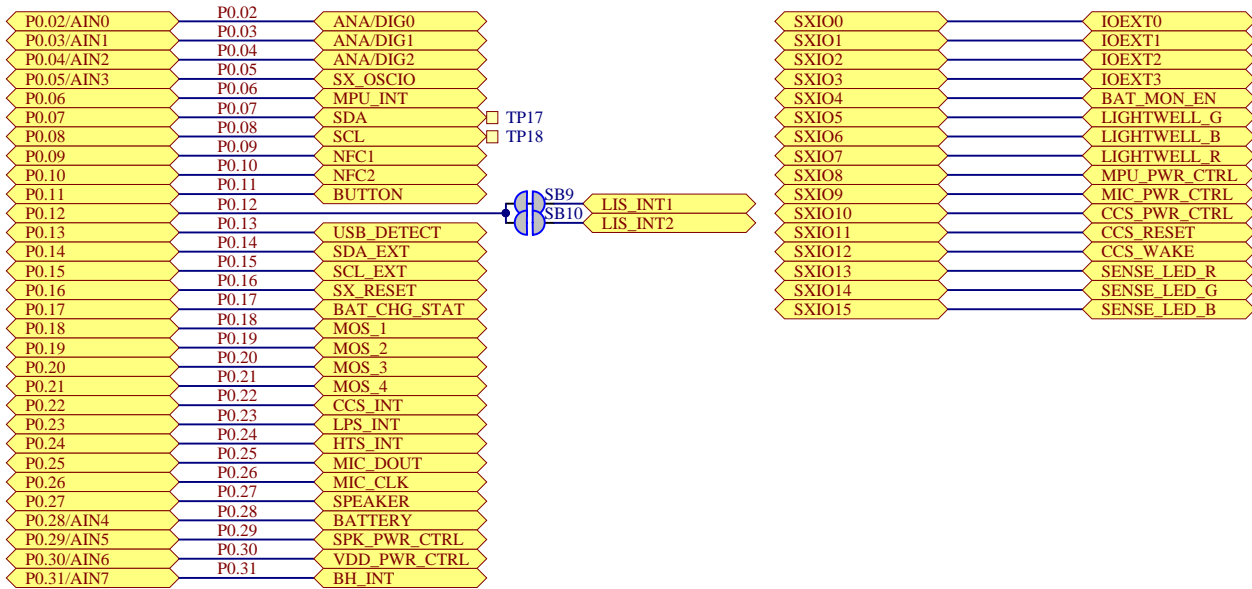
Drawn By: RUBR




I/O Expander I2C address: 0x3E

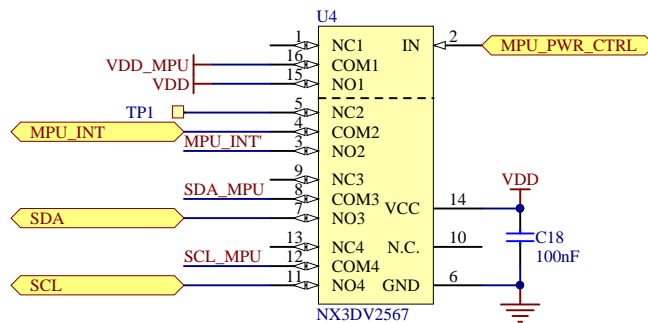
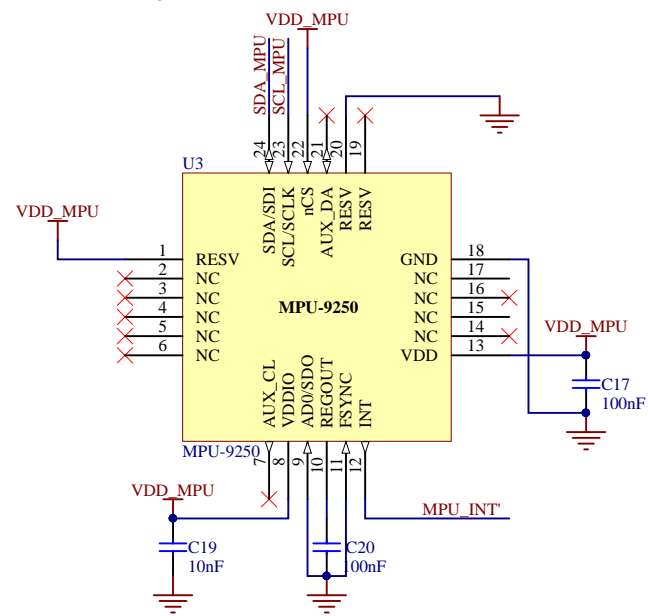


Title PCA20020 - IO Expander			
Size A4	Project Number	Revision 1.0.0	
Date: 03.04.2017			Sheet 3 of 9
File: pca20020_sheet3_io_expander.SchDoc			Drawn By: RUBR

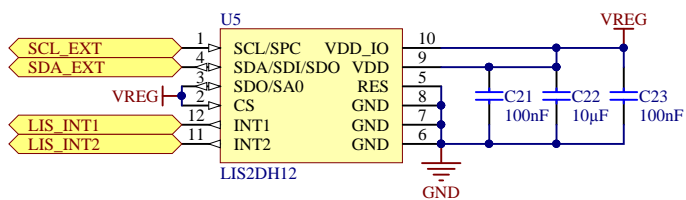


Title PCA20020 - nRF Radio			
Size A4	Project Number	Revision 1.0.0	
Date: 03.04.2017		Sheet 4 of 9	
File: pca20020_sheet4_pin_map.SchDoc		Drawn By: RUBR	

Motion tracking device I2C address: 0x68



Low power accelerometer I2C address: 0x19



Title
PCA20020 - Motion Sensors

Size
A4

Date: 03.04.2017

File: pca20020_sheet5_motion_sensors.SchDoc

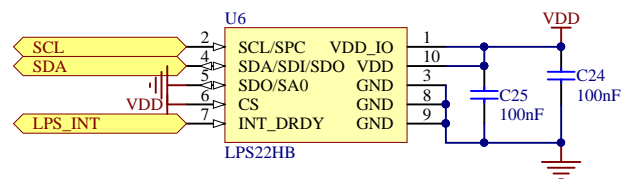
Revision
1.0.0

Sheet 5 of 9

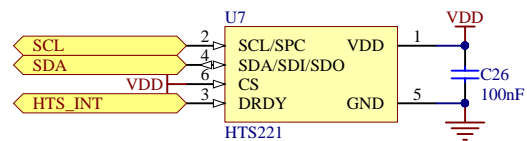
Drawn By: RUBR



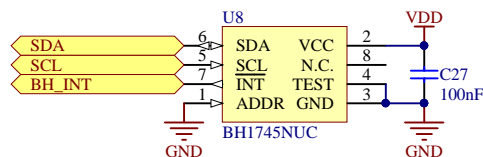
Pressure/Altitude and Temperature sensor I2C address: 0x5C



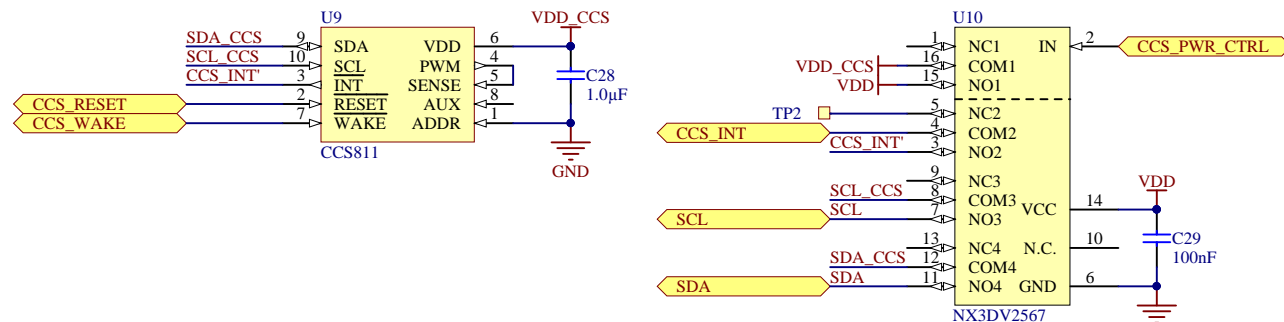
Humidity and Temperature sensor I2C address: 0x5F



Color sensor I2C address: 0x38



Gas sensor I2C address: 0x5A



Title
PCA20020 - Environment Sensors

Size
A4

Project Number

Revision
1.0.0

Date: 03.04.2017

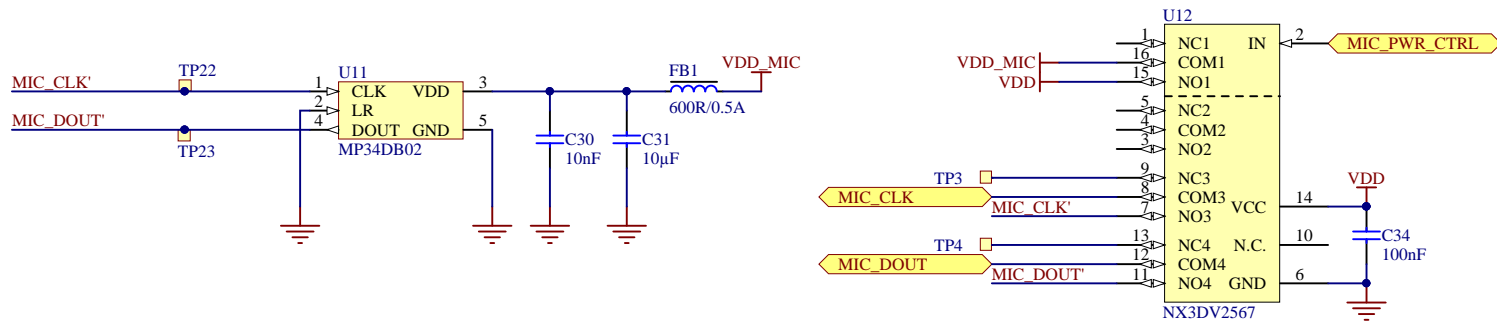
Sheet 6 of 9

File: pca20020_sheet6_environment_sensors.SchDoc

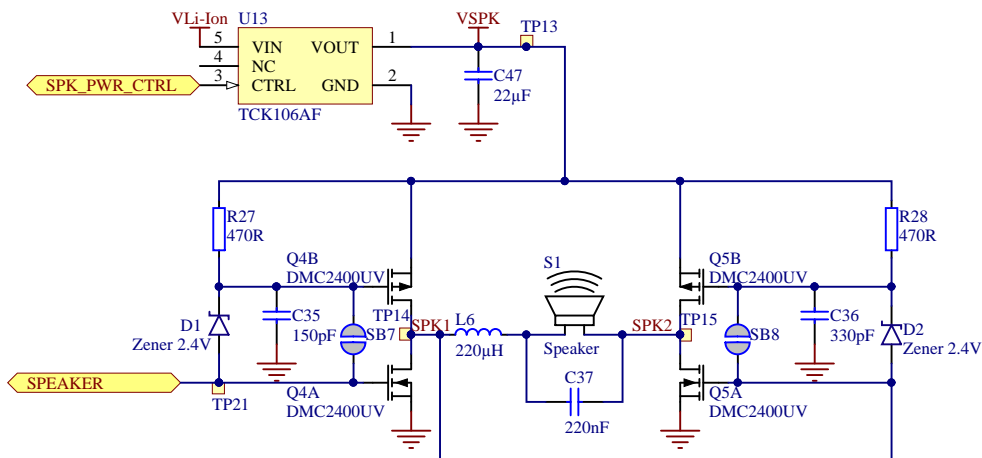
Drawn By: RUBR



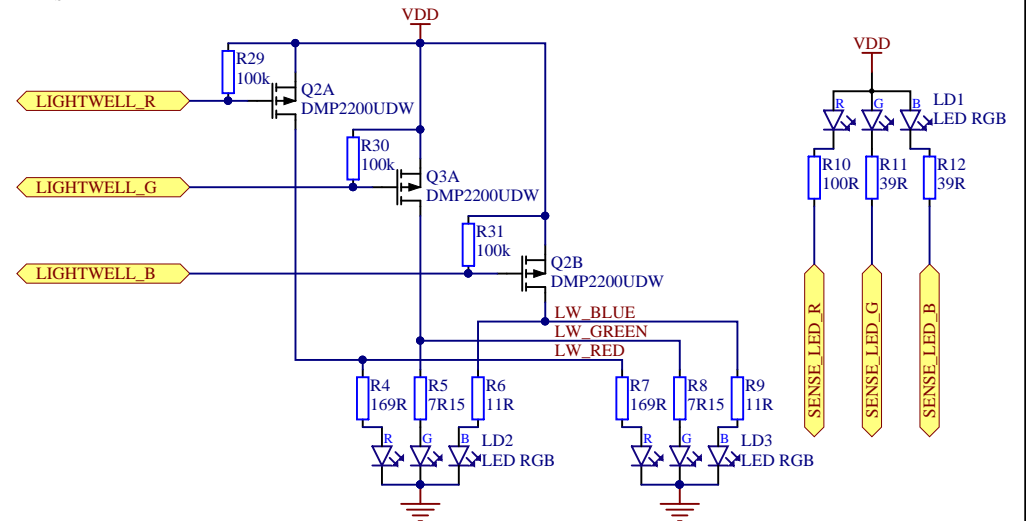
Digital Microphone



Amplifier and speaker



LEDs



Title
PCA20020 - Sound and Light

Size
A4

Date: 03.04.2017

File: pca20020_sheet7_sound_and_light.SchDoc

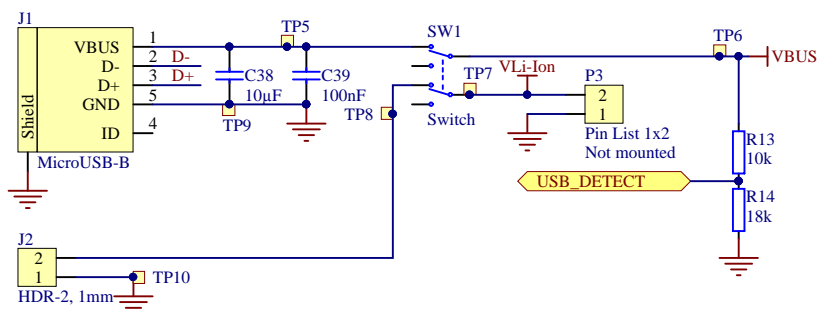
Revision
1.0.0

Sheet 7 of 9

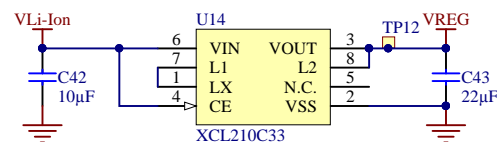
Drawn By: RUBR



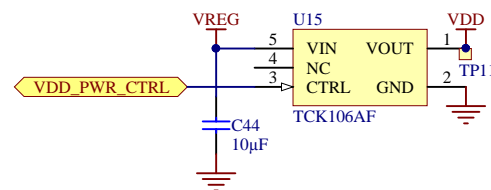
USB- and battery connector and power switch



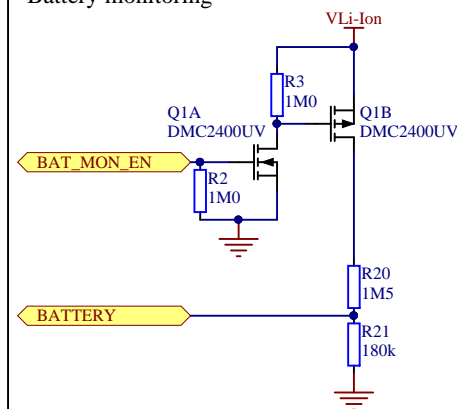
Voltage regulator



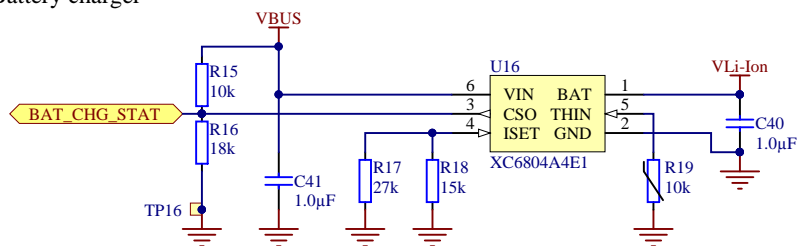
VDD power switch



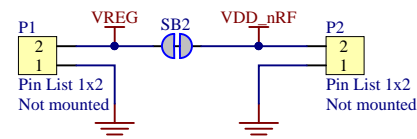
Battery monitoring



Battery charger



nRF current measurement connectors



Title
PCA20020 - Power Supply

Size
A4

Project Number

Revision
1.0.0

Date: 03.04.2017

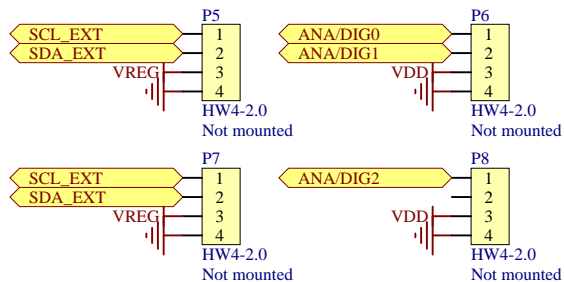
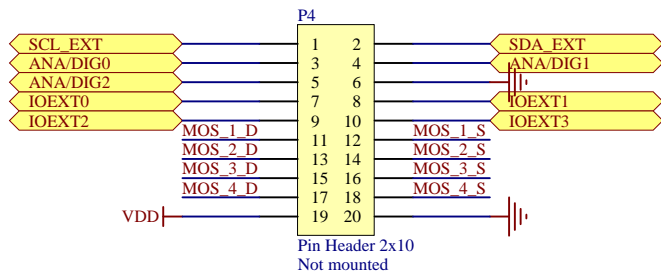
Sheet 8 of 9

File: pca20020_sheet8_power_supply.SchDoc

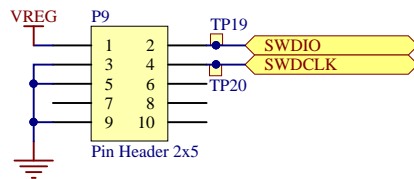
Drawn By: RUBR



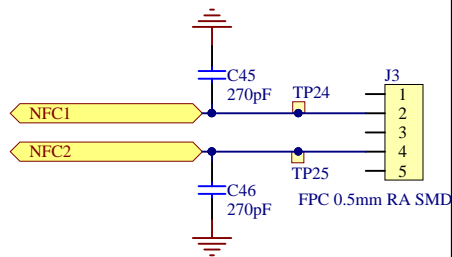
Interface connectors



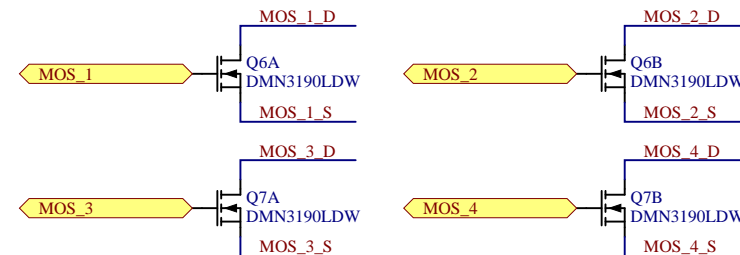
Programming / debugging interface



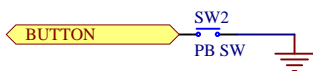
NFC antenna connector



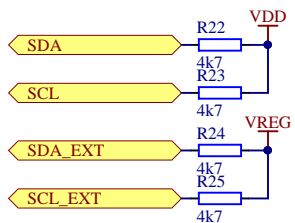
N-MOS transistors



Button



I2C Pull resistors



Title
PCA20020 - Interface

Size
A4

Date: 03.04.2017

File: pca20020_sheet9_interface.SchDoc

Project Number

Revision

1.0.0

Sheet 9 of 9

Drawn By: RUBR



H1
N.P.
3mm,N.P

H2
N.P.
3mm,N.P

H3
N.P.
3mm,N.P

